



SHERWIN-WILLIAMS®



A-100

FOR TRUSTED PERFORMANCE AND GREAT VALUE



EXTERIOR ACRYLIC LATEX



AN IMPRESSIVE TRACK RECORD SPEAKS FOR ITSELF. A-100 IS A RELIABLE PERFORMER.

With a 100% acrylic formula that covers well and lasts, A-100® Exterior Latex Paint is a proven performer that meets your expectations and your need to keep an eye on the bottom line.



Professionals know they can count on this trusted paint to deliver dependable performance that goes beyond comparably priced products.

A-100 KEY BENEFITS


- | | |
|--|--|
| <ul style="list-style-type: none"> • Proven performer with good hide, adhesion and color retention. | <ul style="list-style-type: none"> • Low temperature application down to 35°F. |
| <ul style="list-style-type: none"> • Efficient coverage and great for routine color changes. | <ul style="list-style-type: none"> • Available in flat, satin, low sheen and gloss. |
| <ul style="list-style-type: none"> • Backed by a 15-Year Limited Warranty. | |

A-100 IS BROUGHT TO YOU BY A NAME YOU KNOW AND TRUST.

For more than 145 years, Sherwin-Williams has provided contractors, builders, property managers, architects and designers with the trusted products they need to build their business and satisfy customers. A-100 is just one more way we bring you industry-leading paint technology – innovation you can pass on to your customers.

Plus with more than 3,900 stores and 2,200 sales representatives across North America, personal service and expertise is always available near jobsites. To find out more about A-100 Premium Exterior Paint, contact your nearest Sherwin-Williams store or sales representative. Or to have a rep contact you, call 800-524-5979.





Duration®

FOR EXCELLENT DURABILITY AND HIDE.



EXTERIOR ACRYLIC COATING



ONE-COAT CONVENIENCE ON REPAINTS. EXCELLENT RESISTANCE TO PEELING AND BLISTERING.

Duration® Exterior Coating is formulated with PermaLast™ Technology and infused with advanced acrylic co-polymers for long-lasting performance. Duration has a high film build and provides a thick, flexible layer which results in excellent hide and protection from peeling and blistering. And Duration now has a longer open time to easily achieve a smooth appearance.



Duration is self-priming and provides a mildew-resistant coating. It requires just one coat for repaints and two coats for new work so exterior jobs get done fast. Combine that with premium durability, and you'll benefit from a wealth of advantages — saving time and money, minimizing callbacks and repaints.

DURATION KEY BENEFITS

- | | |
|---|--|
| <ul style="list-style-type: none"> Formulated with PermaLast™ Technology — for more durability and a thicker coat than ordinary latex paints. | <ul style="list-style-type: none"> Self-priming — use one coat for repaints and two coats for unpainted surfaces. |
| <ul style="list-style-type: none"> Excellent protection from cracking, peeling, blistering and dirt pickup. | <ul style="list-style-type: none"> Meets the most stringent VOC regulations. |
| <ul style="list-style-type: none"> Flash rust resistance minimizes nail head rusting and its tannin bleed resistance is better than conventional latex paints. | <ul style="list-style-type: none"> Available in flat, low lustre, satin and gloss. |
| <ul style="list-style-type: none"> Low temperature application down to 35°F. | <ul style="list-style-type: none"> Can be tinted in VinylSafe® Paint Colors — allowing you the freedom to choose from 100 color options, including a limited selection of darker colors formulated to resist warping or buckling when applied to a sound, stable vinyl substrate. See VinylSafe® color palette for colors that can be used. |




Backed by a Lifetime Limited Warranty.

DURATION IS BROUGHT TO YOU BY A NAME YOU KNOW AND TRUST.

For over 150 years, Sherwin-Williams has provided contractors, builders, property managers, architects and designers with the trusted products they need to build their business and satisfy customers. Duration is just one more way we bring you industry-leading paint technology — innovation you can pass on to your customers.

Plus, with more than 4,200 stores and 2,700 sales representatives across North America, personal service and expertise are always available near jobsites. Find out more about Duration Exterior Latex Paint at your nearest Sherwin-Williams store or, to have a sales representative contact you, call **800-524-5979**.





Duration

HOME®


EXCELLENT DURABILITY, WASHABILITY
AND MOISTURE RESISTANCE.

INTERIOR ACRYLIC LATEX



BEAUTY. WASHABILITY. STAIN RESISTANCE. MOISTURE RESISTANCE. IDEAL FOR HIGH-TRAFFIC RESIDENTIAL AND COMMERCIAL SPACES.

Duration Home® Paint and Primer in One features exclusive cross-linking technology that actually repels stains. It also has advanced stain-blocking technology to seal in stains already on your walls. Duration Home goes on smoothly and quickly, offers excellent hide and features Moisture Resistant Technology.



Duration Home is available in four sheens, including a technologically advanced flat finish that offers the same washability, durability, moisture resistance and burnish resistance as the matte or glossier sheens. With Duration Home Flat, there is no need to sacrifice performance for appearance. The flat finish hides minor drywall imperfections while providing a washable, rich look.

DURATION HOME KEY BENEFITS


<ul style="list-style-type: none"> • Most stains wipe clean with water or mild soap. 	<ul style="list-style-type: none"> • Anti-microbial agents inhibit the growth of mold and mildew on the paint surface.
<ul style="list-style-type: none"> • Moisture Resistant Technology offering quick return to service (as little as two hours) & durability in moist environments like bathrooms. 	<ul style="list-style-type: none"> • Ideal for high-traffic residential and commercial spaces.
<ul style="list-style-type: none"> • Advanced stain-blocking technology — a Paint and Primer in One. 	<ul style="list-style-type: none"> • Available in all Sherwin-Williams colors and custom tints in flat, matte, satin and semi-gloss sheens.
<ul style="list-style-type: none"> • No color rub-off and less visible shine after washing. 	<ul style="list-style-type: none"> • Backed by a Lifetime Warranty.

DURATION HOME IS BROUGHT TO YOU BY A NAME YOU KNOW AND TRUST.

For more than 150 years, Sherwin-Williams has provided contractors, builders, property managers, architects and designers with the trusted products they need to build their business and satisfy customers. Duration Home is just one more way we bring you industry-leading paint technology — innovation you can pass on to your customers.

Plus with more than 4,200 stores and 2,600 sales representatives across North America, personal service and expert advice is always available near jobsites. Find out more about Duration Home at your nearest Sherwin-Williams store or to have a sales representative contact you, call **800-524-5979**.






Emerald[®]

REVOLUTIONARY TECHNOLOGY.
BEST-IN-CLASS OVERALL PERFORMANCE.

EXTERIOR ACRYLIC LATEX



EXCEPTIONAL DURABILITY, BEAUTY AND APPLICATION.

Emerald® Exterior Acrylic Latex is a breakthrough paint technology from Sherwin-Williams, offering premium performance that stands the test of time. Featuring rugged resistance to blistering, peeling, chalking, fading and dirt pickup,



Emerald is self-priming and can be applied in temperatures down to 35°F. Emerald delivers innovative durability, hide and beauty for a truly outstanding finish.

EMERALD EXTERIOR ACRYLIC LATEX KEY BENEFITS

- | | |
|--|---|
| <ul style="list-style-type: none"> • Features an exclusive cross-linking 100% acrylic technology for exceptional durability and hide. | <ul style="list-style-type: none"> • Meets the most stringent VOC regulations. |
| <ul style="list-style-type: none"> • Extreme resistance to blistering, peeling, chalking, fading and dirt pickup. | <ul style="list-style-type: none"> • Low temperature application down to 35°F. |
| <ul style="list-style-type: none"> • Self-priming with a smooth, uniform appearance and provides a mildew-resistant coating. | <ul style="list-style-type: none"> • Available in all Sherwin-Williams colors and custom tints in flat, satin and gloss. |
| <ul style="list-style-type: none"> • Use one coat for repaints and two coats for unpainted surfaces. | <ul style="list-style-type: none"> • Backed by a lifetime limited warranty. |

EMERALD IS BROUGHT TO YOU BY A NAME YOU KNOW AND TRUST.

For more than 150 years, Sherwin-Williams has provided contractors, builders, property managers, architects and designers with the trusted products they need to build their business and satisfy customers. Emerald Exterior Acrylic Latex is just one more way we bring you industry-leading paint technology – innovation you can pass on to your customers.

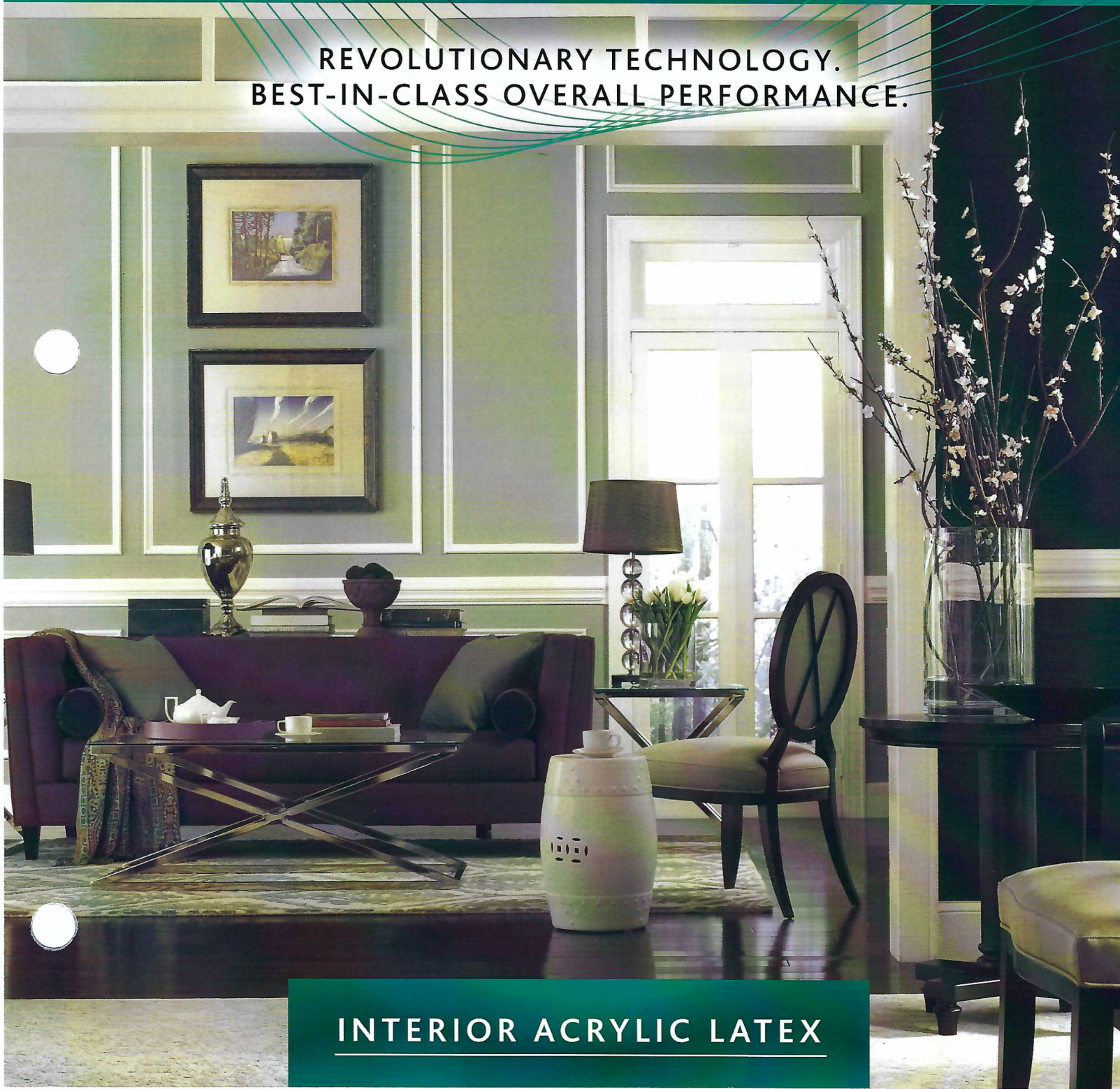
Plus with more than 4,200 stores and 2,700 sales representatives across North America, personal service and expert advice is always available near jobsites. Find out more about Emerald Exterior Acrylic Latex at your nearest Sherwin-Williams store or to have a sales representative contact you, call **800-524-5979**.






Emerald[®]

REVOLUTIONARY TECHNOLOGY.
BEST-IN-CLASS OVERALL PERFORMANCE.



INTERIOR ACRYLIC LATEX



EXCEPTIONAL BEAUTY, WASHABILITY AND APPLICATION.

Emerald® Paint and Primer in One with advanced stain-blocking technology delivers best-in-class overall performance. Emerald creates a beautiful, smooth, long-lasting finish and features truly remarkable hide, washability and application characteristics.

Emerald is available in four sheens, including a technologically advanced flat finish that offers the same washability,



durability and burnish resistance as the matte or glossier sheens. With Emerald Interior Flat, there is no need to sacrifice performance for appearance. The flat finish hides minor drywall imperfections while providing a washable, rich look.



PRODUCT CERTIFIED FOR
LOW CHEMICAL EMISSIONS
UL.COM/GG
UL 2818

EMERALD INTERIOR ACRYLIC LATEX KEY BENEFITS

<ul style="list-style-type: none"> • Exceptional hide, coverage, durability and washability. 	<ul style="list-style-type: none"> • Outstanding scrub, stain, block, water spotting and burnish resistance.
<ul style="list-style-type: none"> • Paint and Primer in One with advanced stain-blocking technology. 	<ul style="list-style-type: none"> • Anti-microbial agents inhibit the growth of mold and mildew on the paint surface.
<ul style="list-style-type: none"> • Delivers a smooth, uniform finish. 	<ul style="list-style-type: none"> • Meets the most stringent VOC regulations.
<ul style="list-style-type: none"> • Available in all Sherwin-Williams colors and custom tints in flat, matte, satin and semi-gloss sheens. 	<ul style="list-style-type: none"> • Backed by a Lifetime Limited Warranty.

EMERALD IS BROUGHT TO YOU BY A NAME YOU KNOW AND TRUST.

For nearly 150 years, Sherwin-Williams has provided contractors, builders, property managers, architects and designers with the trusted products they need to build their business and satisfy customers. Emerald Interior Acrylic Latex is just one more way we bring you industry-leading paint technology — innovation you can pass on to your customers.

Plus with more than 4,000 stores and 2,400 sales representatives across North America, personal service and expert advice is always available near jobsites. Find out more about Emerald Interior Acrylic Latex at your nearest Sherwin-Williams store or to have a sales representative contact you, call **800-524-5979**.



BREAK-THROUGH!®

INTERIOR/EXTERIOR TRIM, DOOR, & CABINETS ENAMEL



**OUTSTANDING EARLY
BLOCK RESISTANCE**

**FAST DRY ENAMEL
RECOATS IN 1 HOUR**

**EXCELLENT ADHESION TO
DIFFICULT SUBSTRATES**

**ULTRA-SMOOTH
DURABLE FINISH**

FEATURES & BENEFITS

- Excellent flow and leveling for an ultra-smooth finish
- Hard, durable finish for high-touch surfaces – dirt resistant, stain resistant, and highly resistant to hand-oils
- Very fast drying - dry to touch in 15-20 minutes, recoat in 1 hour to turn projects faster
- Outstanding early block resistance for a tack-free film sooner than competitors
- Self-priming on difficult substrates like architectural plastic, glass, ceramic tile, and laminate
- Extreme flexibility to move with substrate without cracking or peeling

PPG *BREAK-THROUGH!* is an ultra-durable waterborne acrylic enamel with excellent flow and leveling, outstanding early block resistance and very fast dry. It can be used for interior/exterior applications and on both horizontal and vertical surfaces. Ideal for use on doors, windows, trim and cabinetry; shelving, fixtures, railings; concrete floor and safety markings, in residential, commercial and institutional settings.

PPG *BREAK-THROUGH!* offers excellent adhesion to difficult substrates, including fiberglass, ceramic tile, laminate, and architectural plastics and endures extreme bends and deformation without cracking or peeling.

CONFORMANCE STANDARDS

VOC: <50 g/L VOC compliant in all regulated areas nationwide.

BREAK-THROUGH! starts out harder, and retains more of its hardness after oil exposure than tested competitors

*BLOCK RESISTANCE RATING SCALE:


- 1 Complete failure – panels are completely stuck together
- 3 50% - panels pull apart with moderate film failure
- 5 25% - panels pull apart with resistance, some film failure
- 7 Panels pull apart with resistance, but no film failure
- 10 Panels do not stick at all, no film failure

BRAND <small>Scores are averaged across available sheens for each brand</small>	DRY TIME	BLOCK RESISTANCE*		ADHESION	DURABILITY		
	DRY TO RECOAT**	TIME TO 10 SCORE**	SCORE @ 30 MINUTES**	SELF-PRIMING ON	HARDNESS	HAND-OIL RESISTANCE	STAIN RESISTANCE
PPG <i>BREAK-THROUGH!</i> Satin, Semi-Gloss, Gloss	15-20 min	1 hour	10	ceramic tile, fiberglass, laminate, vinyl and architectural plastics	★★★★★	★★★★★	★★★★★
BM ADVANCE Satin, Semi-Gloss, Gloss	16 hours	3 hours	5	N/A	★	★★	★★★★★
SW SNAP DRY Satin, Semi-Gloss only	2 hours	30 min	10	N/A	★	★	★★
BEHR CABINET & TRIM Satin, Semi-Gloss only	2 hours	25 min	10	N/A	★★	★★	★★

*All block resistance scores were tested under lab conditions and correspond to the Block Resistance Rating Scale.

**Tested under lab conditions. Actual block times may vary depending on local temperature and humidity. Dry to Recoat Time is based on available technical data sheet information.






SuperPaint®

PERFORMANCE AND PROTECTION YOU CAN COUNT ON.






YOU CAN DEPEND ON IT. SUPERPAINT® PERFORMANCE HAS STOOD THE TEST OF TIME.

You can count on SuperPaint Exterior Latex Paint to deliver outstanding performance and protection against the elements.

SuperPaint is formulated with Advanced Resin Technology. You can apply most sheens in cold weather, even in temperatures as low as 2°C. Once applied, it offers outstanding adhesion and hide – resisting frost in cooler temperatures and chalking,



peeling and blistering in hot and humid conditions.

With its fast, efficient application, SuperPaint will increase your production year-round. And with its ability to withstand the elements, it will minimize repaints, keep costs down, and lead to more satisfied customers and referrals.

SUPERPAINT KEY BENEFITS

- | | |
|--|---|
| <ul style="list-style-type: none"> • Formulated with Advanced Resin Technology for outstanding adhesion and hide. | <ul style="list-style-type: none"> • Low temperature application down to 2°C. |
| <ul style="list-style-type: none"> • Paint and Primer in one. | <ul style="list-style-type: none"> • Available in Flat, Low Lustre, and Semi-Gloss. |
| <ul style="list-style-type: none"> • Withstands the elements and resists peeling and blistering. | <ul style="list-style-type: none"> • Contains VinylSafe® Color Technology — allowing you to paint a limited selection of darker colours on vinyl siding without worrying about warping or buckling. See VinylSafe® colour palette or ask your local Sherwin-Williams store for colours that can be used. |
| <ul style="list-style-type: none"> • Outstanding coverage and durability. Provides a dirt-resistant and a mildew-resistant coating. | |



Backed by a Lifetime Limited Warranty




SUPERPAINT IS BROUGHT TO YOU BY A NAME YOU KNOW AND TRUST.

For 150 years, Sherwin-Williams has provided contractors, builders, property managers, architects and designers with the trusted products they need to build their business and satisfy customers. SuperPaint is just one more way we bring you industry-leading paint technology – innovation you can pass on to your customers.

Plus with more than 4,000 stores and 2,400 sales representatives across North America, personal service and expert advice are always available near jobsites. Find out more about SuperPaint Premium Exterior Latex Paint at your nearest Sherwin-Williams store, or to have a sales representative contact you, call **800-524-5979**.






SuperPaint[®]

PAINT & PRIMER IN ONE

INTERIOR ACRYLIC LATEX



PAINT & PRIMER IN ONE FOR FAST, EASY APPLICATION. COUNT ON SUPERPAINT® FOR EXCELLENT PERFORMANCE.

When the job calls for a rich, beautiful appearance and quality performance, as well as time and material savings, SuperPaint Interior Latex Paint is the choice of professionals. SuperPaint goes on fast, providing excellent hide, durability, quick cleanup and easy



touchup — all of which increase your production, minimize repaints and keep your costs down. Available in four sheens, including a rich, luxurious Velvet finish, it truly is a super paint, perfect for all your interior finishing jobs.

SUPERPAINT KEY BENEFITS

- Self-priming with excellent hide and durability.
- Rich, beautiful appearance and a lasting finish.
- Overall excellent scrubbability.
- Ideal for new homes, residential repaints and commercial buildings.
- Available in Flat, Velvet, Satin and Semi-Gloss.
- Backed by a Lifetime Limited Warranty.

SUPERPAINT IS BROUGHT TO YOU BY A NAME YOU KNOW AND TRUST.

For nearly 150 years, Sherwin-Williams has provided contractors, builders, property managers, architects and designers with the trusted products they need to build their business and satisfy customers. SuperPaint is just one more way we bring you industry-leading paint technology – innovation you can pass on to your customers.

Plus with more than 4,000 stores and 2,400 sales representatives across North America, personal service and expert advice is always available near jobsites. Find out more about SuperPaint Interior Latex Paint at your nearest Sherwin-Williams store or to have a sales representative contact you, call **800-524-5979**.

